




Ku-band 2W BUC [Block Upconverter]

MODEL NO. NJT5024 / 24F

<Description>

This unit is the fixed gain transmitter incorporating a low phase noise Phase Locked Local Oscillator and a high reliable MMIC High Power Amplifier, and converts L Band (950 to 1,450 MHz) IF Input to Ku Band (14.0 to 14.5 GHz) RF Output.



<Line-Up>

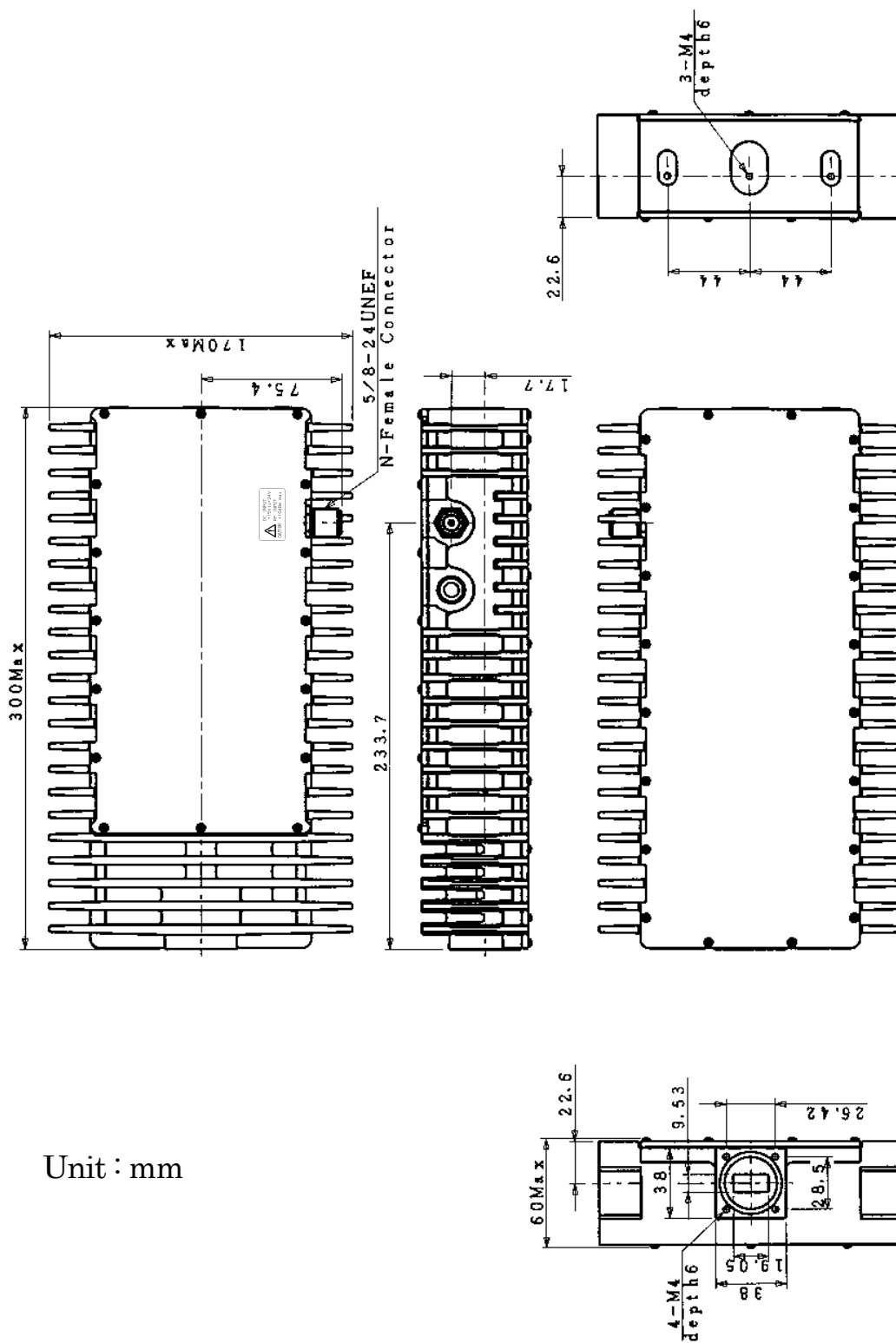
Model No.	RF Frequency	Local Frequency	IF Frequency	Output Power	Connector
NJT5024	14.0 to 14.5 GHz	13.05 GHz	950 to 1,450 MHz	2W Linear (+33 dBm min.)	N-Type
NJT5024F					F-Type

<Specifications>

Item	Specifications
Output Interface	Waveguide, WR-75
Output Power @ P1 dB	+33 dBm minimum over temperature
Conversion Gain	53 dB nom.
Phase Noise (SSB)	-60 dBc/Hz max. @ 100 Hz -70 dBc/Hz max. @ 1 kHz -80 dBc/Hz max. @ 10 kHz -90 dBc/Hz max. @ 100 kHz
Required External Reference Signal	Frequency : 10 MHz Input Power : -5 to +5 dBm Phase Noise : -135 dBc/Hz max. @ 100 Hz -140 dBc/Hz max. @ 1 kHz -143 dBc/Hz max. @ 10 kHz
Input Interface	N-type, female (50 ohm) [Model No. NJT5024] F-type, female (75 ohm) [Model No. NJT5024F]
Input / Output V.S.W.R.	2.0:1 max. @ Input 2.0:1 max. @ Output
Mute	Shut off the HPA in case of LO unlocked
Power Requirement	+15 to +24 V dc
Power Consumption	45 W max.
Operating Temperature	-40 to +55 degrees C
Storage Temperature	-40 to +75 degrees C
Size & Weight	300 mm (L) x 162 mm (W) x 60 mm (H), 3.5 kg max.

<Outline Drawing>

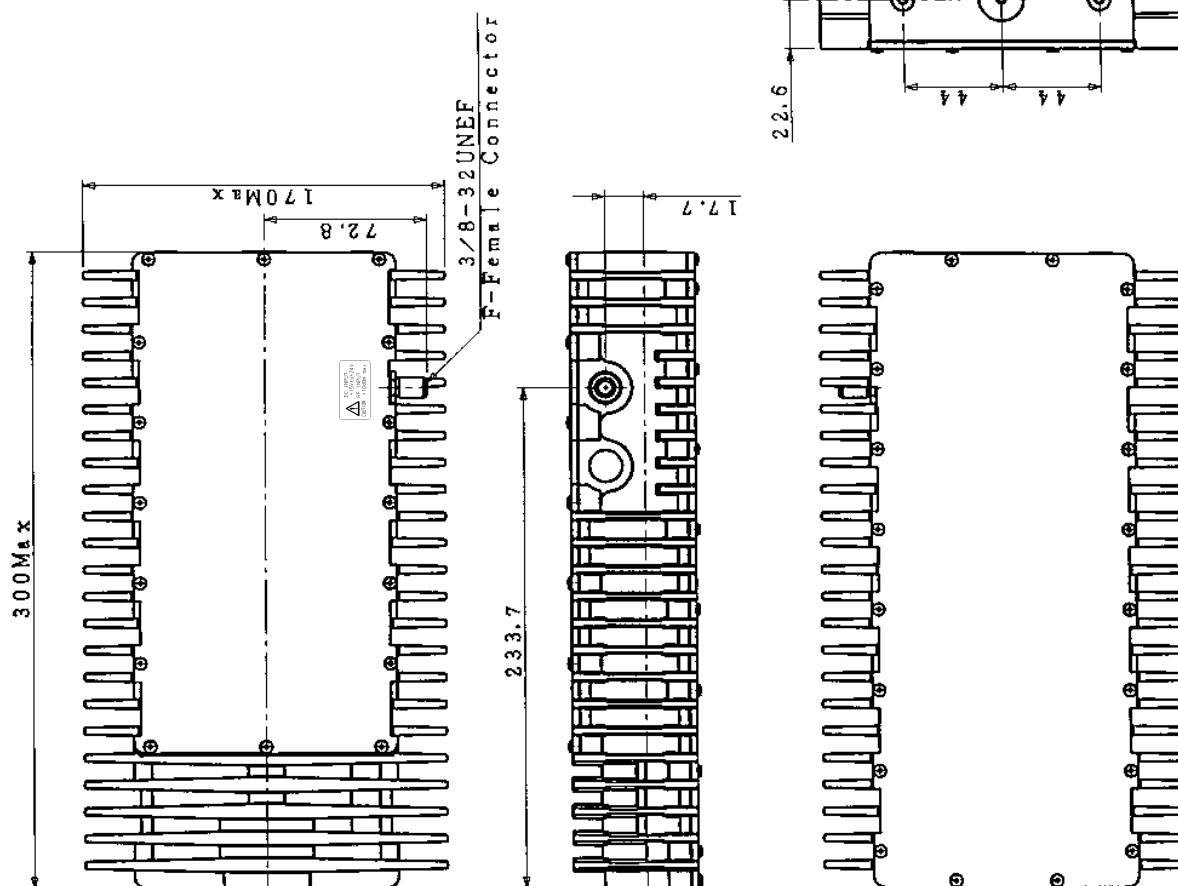
Type 1 (N-type Female Input Connector) : Model No. NJT5024



Unit : mm

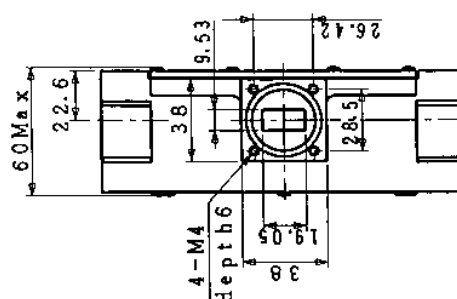


Type 2 (F-type Female Input Connector) : Model No. NJT5024F



 **New Japan Radio Co., Ltd.**

Microwave Components Division
1-1, Fukuoka 2-Chome, Kamifukuoka-City
SAITAMA, 356-8510 JAPAN
E-mail : mcsales@njr.co.jp
Phone : +81-49-278-1270
FAX : +81-49-278-1234
<http://www.njr.co.jp>



Unit : mm